

# 390~420 Watt

# HORAY

**TIER1**  
BloombergNEF

## HS 182-108 TC Green N-type Mono-facial Modules




Green colored glass and frame  
(similar to RAL 6033\*)



Ideal for "invisible" greenfield  
installations and fences

\*All images and colour reference (RAL) shown are for lustration purpose only.  
Product appearance may vary according to the instalation, light and ambient refection.



### SMBB Half-Cell Technology

More uniform current collection capability,  
reducing the current heat loss of the internal cells.



### Higher Output Power

The output power of 108 half-cells monocrystalline  
modules is up to 420W.



### Mechanical Load Enhanced

Heavy snow load up to 5400 Pa, wind load up to  
2400 Pa.



### Better Weather Adaptability

Excellent low light performance, lower temperature  
coefficients and power loss under high temperature.



### Lower Power Attenuation

Anti PID and negligible LID/LeTID attenuation, witch  
can reduce power loss.

IEC61215:2021

IEC61730:2023

ISO9001:2015 Quality Management System

ISO14001:2015 Environmental Management System

ISO45001:2018 Occupational Health and Safety Management System

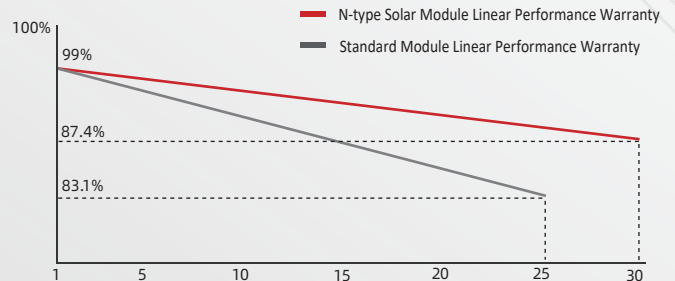
CE: Europe Standard



12-year product  
warranty



25-year linear power  
output warranty



HEADQUARTER: HORAY SOLAR CO., LTD.

GLOBAL MARKETING AND SERVICE: HORAY SOLAR GMBH

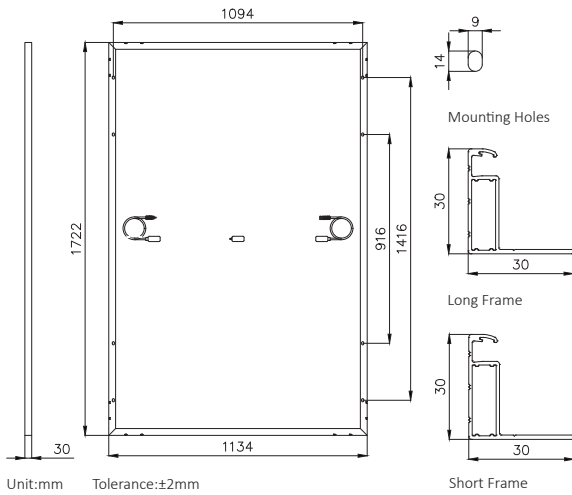
sales@horaysolar.com www.horaysolar.com +86-510 83580688

info@horaysolar.com www.horaysolar.com

No.300 Huiming Road, Huishan District, 214177 Wuxi, Jiangsu, P.R. China

Robert-Bosch-Straße 27-29, 63225 Langen, Germany

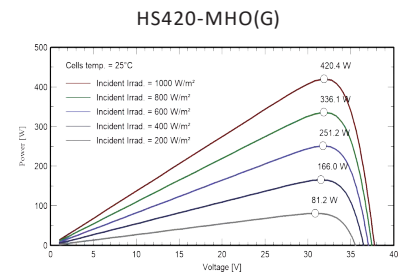
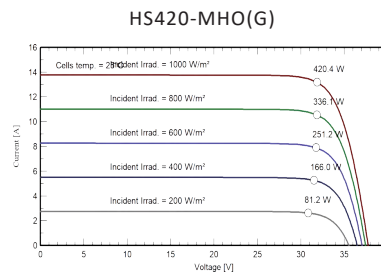
## MECHANICAL DIAGRAMS



## MECHANICAL PARAMETERS

Weight	20.5kg
Dimension	1722×1134×30mm
Cell Orientation	108 (6×18)
Junction Box	IP68, three diodes
Output Cable	4mm <sup>2</sup> ,±300mm (length can be customized)
Connector	MC4 compatible
Glass	3.2mm AR coated heat strengthened glass
Frame	Anodized aluminum alloy frame
Packaging	37pcs per pallet/962pcs per 40'HC

## MECHANICAL PARAMETERS



## ELECTRICAL CHARACTERISTICS AT STC

Module Type	HS390-MHO(G)	HS400-MHO(G)	HS410-MHO(G)	HS420-MHO(G)
Testing Condition	STC	STC	STC	STC
Maximum Power(Pmax/W)	390	400	410	420
Open Circuit Voltage(Voc/V)	37.14	37.34	37.54	37.74
Short Circuit Current(Isc/A)	13.04	13.29	13.53	13.77
Maximum Power Voltage(Vmp/V)	31.02	31.22	31.42	31.62
Maximum Power Current(Imp/A)	12.57	12.81	13.05	13.28
Module Efficiency(%)	20.0	20.5	21.0	21.5

\* Under Standard Test Conditions (STC) of irradiance of 1000 W/m<sup>2</sup>, spectrum AM 1.5 and cell temperature of 25°C.

## ELECTRICAL CHARACTERISTICS AT NMOT

Module Type	HS390-MHO(G)	HS400-MHO(G)	HS410-MHO(G)	HS420-MHO(G)
Testing Condition	NMOT	NMOT	NMOT	NMOT
Maximum Power(Pmax/W)	304	312	320	328
Open Circuit Voltage(Voc/V)	36.88	37.08	37.28	37.48
Short Circuit Current(Isc/A)	10.17	10.36	10.55	10.74
Maximum Power Voltage(Vmp/V)	30.68	30.88	31.08	31.28
Maximum Power Current(Imp/A)	9.91	10.10	10.29	10.47

\* Under Nominal Module Operating Temperature (NMOT), irradiance of 800 W/m<sup>2</sup>, spectrum AM 1.5, ambient temperature 20°C, wind speed 1 m/s.

## OPERATING PARAMETERS

Operational Temperature	-40°C~+85°C
Power Output Tolerance	0~3%
Maximum System Voltage	1500V
Maximum Series Fuse Rating	25A
Nominal Operating Cell Temperature	45±2°C
Protection Class	Class II
Fire Rating	IEC Class C

\*The actual test value may be slightly deviated from the technical parameters due to the difference in test methods.

## MECHANICAL LOADING

Front Side Maximum Static Loading	5400Pa
Rear Side Maximum Static Loading	2400Pa
Hailstone Test	25mm Hailstone at the speed of 23m/s

## TEMPERATURE RATINGS (STC)

Temperature Coefficient of Isc	+0.04%/°C
Temperature Coefficient of Voc	-0.23%/°C
Temperature Coefficient of Pmax	-0.28%/°C

